

**AGENDA MANAGEMENT SHEET**

**Name of Committee**                      **Community Protection Overview & Scrutiny Committee**

**Date of Committee**                      **17 June 2008**

**Report Title**                                **LAA Consideration of Performance and Progress**

**Summary**                                      The report outlines LAA End year (Quarter 4) and LPSA2 Performance Information and specific block information relevant to the Committee.

**For further information please contact:**

Julie Sullivan Corporate Community Safety Manager Tel: (01926) 746804 juliesullivan@warwickshire.gov.uk	Bill Basra LAA Manager Tel: 01926 - 412904 billbasra@warwickshire.gov.uk
---	---

**Would the recommendation decision be contrary to the Budget and Policy Framework? [please identify relevant plan/budget provision]**

**Background papers**                      None

**CONSULTATION ALREADY UNDERTAKEN:-**                      Details to be specified

- |                       |                                     |   |
|-----------------------|-------------------------------------|---|
| Other Committees      | <input type="checkbox"/>            |   |
| Local Member(s)       | <input type="checkbox"/>            |   |
| Other Elected Members | <input checked="" type="checkbox"/> | Cllr Chattaway, Cllr Shilton, Cllr Davis, Cllr Kirton   |
| Cabinet Member        | <input checked="" type="checkbox"/> | Cllr Hobbs, Cllr Fowler   |
| Chief Executive       | <input type="checkbox"/>            |   |
| Legal                 | <input type="checkbox"/>            | Michelle McHugh, Jean Hardwick  |
| Finance               | <input type="checkbox"/>            |   |
| Other Chief Officers  | <input checked="" type="checkbox"/> | David Carter, Strategic Director of Performance & Development,<br>Julie Sullivan-Community Protection |
| District Councils     | <input type="checkbox"/>            |   |
| Health Authority      | <input type="checkbox"/>            |   |

Police

Andy Parker – Deputy Chief Constable  
Warwickshire Police  
[andy.parker@warwickshire.pnn.police.uk](mailto:andy.parker@warwickshire.pnn.police.uk)

Other Bodies/Individuals

LAA Performance has been reported to the PSB  
on 15<sup>th</sup> May 2008

***FINAL DECISION***

***SUGGESTED NEXT STEPS:***

Details to be specified

Further consideration by  
this Committee

To Council

To Cabinet

To an O & S Committee

To an Area Committee

Further Consultation

## Agenda No

# Community Protection Services Overview & Scrutiny Committee – 17 June 2008.

## LAA Consideration of Performance and Progress

### Report of the Strategic Director of Performance & Development

#### Recommendation

That the Committee:

Comments upon the progress made to date in relation to the Safer block of the current LAA and remedial actions suggested by the Block Leader in respect of those measures that are currently forecasted to miss target

#### 1. Introduction

- 1.1 This report seeks to update Members on general LAA and LPSA 2 progress and draws specific attention to those indicators that fall within the specific remit of the Community Protection Overview and Scrutiny Committee.

#### 2. Overall Progress

- 2.1 Presented below is a summary of the End Year (4<sup>th</sup> quarter Jan-Mar 2008) update on the performance of the current Local Area Agreement. More detailed performance information is available on request.
- 2.2 As members will be aware, the Performance Management process for collection of the LAA data has recently been substantially revised in consultation with Performance Leads and it now a more comprehensive process. The process is now aligned with the Warwickshire County Council corporate performance approach and has fully integrated the LPSA2 agreement.
- 2.3 As in the previous quarter, as well as reporting the performance data the Block and Performance Leads were charged with providing information on remedial action and good news stories. This revised approach has worked well and is reflected in the comprehensive and robust performance

information contained in this report. Performance leads have played a crucial role in co-ordinating performance data within their respective Blocks.




- 2.4 This will be the final report on the progress and performance of the current LAA. As a consequence, in addition to performance reporting, all blocks have been asked to provide detailed information on the performance of the first year of the LAA. This information will then be used to produce an Annual Review of the LAA 2007/08. The document will be shared with Members, Partners and be available to the public upon publication in June.
- 2.5 To facilitate exception-based reporting, when measuring performance against targets in 2007/08, a zero tolerance has been applied to all measures in the Local Area Agreement.

### 3. Summary of LAA Performance

- 3.1 There are 181 measures within the Local Area Agreement and 146 are reported on for quarter 4 performance. There are in total 26 LPSA2 measures, 23 of which are reported on for quarter 4.
- 3.2 When compared to quarter 3 results the overall performance of the LAA has dropped from 66% to 58% of indicator hitting target. The direction of the individual blocks is shown below;

Block	Indicators meeting/exceeding Target in q2	Indicators meeting/exceeding Target in q3	Indicators meeting/exceeding Target in q4	Direction of travel
<b>Children &amp; Young People</b>	<b>70%</b>	<b>74%</b>	<b>55%</b>	<b>down</b>
<b>Safer Communities</b>	47%	47%	<b>50%</b>	<b>up</b>
<b>Stronger Communities</b>	<b>50%</b>	<b>100%</b>	<b>100%</b>	<b>unchanged</b>
<b>Healthier Communities &amp; Older People</b>	<b>70%</b>	<b>64%</b>	<b>50%</b>	<b>down</b>
<b>Economic Development &amp; Enterprise</b>	<b>68%</b>	<b>72%</b>	<b>56%</b>	<b>down</b>
<b>Climate Change &amp; Environment</b>	<b>69%</b>	<b>69%</b>	<b>75%</b>	<b>up</b>
<b>LPSA 2 targets</b>	<b>58%</b>	<b>58%</b>	<b>52%</b>	<b>down</b>

- 3.3 In terms of relevance to this Committee; information relating to the Safer Block is attached as Appendix 1.
- 3.4 The 35 indicators not reported this quarter are mainly due to data issues, indicators which are collected annually and indicators which are gathering baseline information via the LAA Survey in Spring 2008. The performance at quarter 4 of 2007/08 is summarised in the table below against target:

	Quarter 4 Actual compared to year end target <sup>#</sup>						Total	
	End year forecast to exceed target		End year forecast to meet target		End year forecast to miss target			
								
	Total no. of measures	%	Total no. of measures	%	Total no. of measures	%	Total no. of measures	%
Children & Young People	12	44%	3	11%	12	44%	27	100%
Safer Communities	8	44%	1	6%	9	50%	18 (7)*	100%
Stronger Communities	2	33%	4	67%	0	0%	6 (5)*	100%
Healthier Communities & Older People	9	28%	7	22%	16	50%	32(7)*	100%
Economic Development & Enterprise	8	50%	1	6%	7	44%	16	100%
Climate Change & Environment	14	58%	4	17%	6	25%	24 (13)*	100%
<b>LPSA targets</b>	<b>10</b>	<b>43%</b>	<b>2</b>	<b>9%</b>	<b>11</b>	<b>48%</b>	<b>23 (3)*</b>	<b>100%</b>
<b>OVERALL TOTAL</b>	<b>63</b>	<b>43%</b>	<b>22</b>	<b>15%</b>	<b>61</b>	<b>42%</b>	<b>146(35)*</b>	<b>100%</b>

\* Outstanding

<sup>#</sup>NB Please note that although the standard LAA is measured against targets for the end of 2007/08 the decision has been taken to measure performance of the LPSA2 targets against the targets within the LPSA 2 agreement which have completion dates ranging from 2007 to the end of 2009.

3.5 In terms of the future, discussions with Block Leaders and Performance Leads will focus on the performance management of the New LAA and establishing robust mechanisms for addressing underperformance and ensuring remedial action is taken to deliver improvement.

#### 4. Summary of LAA Performance – LPSA2 Indicators

4.1 Based on the current assessment of predicted out-turn by the Project Leaders and Performance Leads the forecasted reward grant resulting from LPSA2 is estimated at £10,071,619 (72% of the maximum eligible reward grant)

4.4 This is a slight decrease (2%) of the forecast of 74% submitted in Quarter 3. Work is now being undertaken with Project Leads to ensure that a robust approach is undertaken towards the delivery of LPSA2 targets and that appropriate steps are taken throughout the year to ensure maximisation of the reward grant that is available..

**Summary Table**

Performance Results	Quarter 4 Forecast compared to LPSA 2 target			Total
	Q4 forecast to exceed target	Q4 forecast to meet target	Q4 forecast to miss target	
	★	●	▲	
<b>Total no. of measures</b>	<b>10</b>	<b>2</b>	<b>11</b>	<b>23 (3)</b>
<b>Percentage</b>	<b>43%</b>	<b>9%</b>	<b>48%</b>	<b>100%</b>

**LPSA2 targets**

LPSA ref	Project	Project officer(s)	Project end date	Potential Reward Grant	Forecast Reward grant based upon current performance
1	Overall Crime	David Whitehouse	31 <sup>st</sup> March 2008	£2,210,621	£1,414,797
3	Road Casualties	Estyn Williams	31 <sup>st</sup> Dec 2008	£1,163,486	£1,163,486
2	Youth Re-Offending	Diane Johnson	2006 - 31 <sup>st</sup> March 2009	£1,163,485	£346,046
4	Domestic Fires	Balbir Singh	31 <sup>st</sup> March 2009	£1,163,486	£814,440
5	Improve Educational Attainment & Positive destinations	Norma Smeaton, Lorrie Cooper,		£2,326,971	£1,745,228
7	Tackling Poverty	Nick GJ & Hilary Holland		£1,163,486	£1,080,427
8	Dignity, Independence, Choices and Quality of Life	Jon Reading		£1,163,485	£1,163,485
9	Reduce waste to landfill and increase recycling	Roy Burton		£1,163,485	£1,163,485
10	Healthy schools	Mindy Chillery	31 <sup>st</sup> Dec 2009	£1,279,834	Nil
6	Healthy lifestyles	Carole Edkins	31 <sup>st</sup> Dec 2010	£1,163,485	£1,163,485
	<b>Total</b>			<b>£ 13,961,823</b>	<b>£10,054 879</b>

## **5. Future Performance Management**




- 5.1 As mentioned above, this will be the last report for the current LAA. Reporting arrangements for LPSA 2 will continue during the duration of the project. Performance Management arrangements are being established for the New LAA (with consideration of how format and content can be improved) and it is anticipated that the first reports outlining the progress of the new LAA will be available in late October.

David Carter  
Strategic Director for Performance & Development  
May 2008

## Appendix 1: Local Area Agreement Indicators – 4th Quarter 2007/08

### Key

#### Target Symbols

	Year end forecast to exceed target
	Year end forecast to meet target
	Year end forecast to miss target (See remedial action section)

#### Definitions

1	Aim of the measures i.e. Whether a higher or lower value is best (High, Low or Target)
2	Frequency that data for the indicator is collected e.g. annually, quarterly, monthly
3	Year end actual for 2006/07 as submitted by the Performance and Block Lead

4	Quarter 2 Year End Forecast as submitted by the Performance and Block Lead
5	Quarter 3 year end forecast for 2007/08 (based on period April – Dec) <b>NB.</b> In some cases this will be an actual figure
6	Quarter 4 year end actual for 2007/08 <b>based on period April – March (A)</b>
7	End of year target for 2007/08 as agreed with Government and published in the LAA
8	<b>Alert</b> - Quarter 4 year end actual <b>(A)</b> compared to the End of year target for 2007/08 <b>(C)</b> – <b>attach appropriate symbol</b>

<b>Reference</b>	This will be the LAA reference.
<b>Description</b>	An abbreviated description of the indicator – a full version is in the LAA Document
<b>Lead Officer</b>	Details of the officer responsible for reporting on this indicator
<b>Aim</b>	Shows whether bigger or smaller or on target is the best result for the measure
<b>Frequency</b>	Frequency that data for the indicator is collected e.g. annually, quarterly, monthly
<b>Base line 2006/07</b>	Base line information 2006/07 submitted in the LAA
<b>Qtr 2 Year end Forecast</b>	Qtr 2 year end forecast – Submitted by performance Leads in October 2007
<b>Qtr 3 Year end Forecast</b>	Qtr 3 year end forecast – Submitted by performance Leads in January 2008
<b>Qtr 4 Year end Actual</b>	Final outturn for 2007/08 based upon performance between April and March.
<b>End of Year target</b>	Target for the end of 2007/08 performance, as set in the LAA
<b>Qtr 4 YE Actual against end of year target</b>	This is a straight comparison between your <b>Actual year end performance</b> and the previously agreed <b>End of Year target</b> using the stars, triangle and circles symbols. If a Red triangle is used remedial action will need to be recorded in the separate table in section 3.



**SAFER COMMUNITIES**

**Block Lead: Andy Parker, Deputy Chief Constable, Warwickshire Police**

**Performance Lead: Julie Sullivan WCC**

Indicators					2006/07	2007/08				
					Baseline <sup>3</sup>	Qtr 2 Year End Forecast <sup>4</sup>	Qtr 3 Year End Forecast <sup>5</sup>	Current Performance		
Ref	Description	Lead officer	Aim <sup>1</sup>	Frequency <sup>2</sup>				Qtr 4 Year End Actual (A) <sup>6</sup>	End of Year Target <sup>7</sup> (B)	Qtr 4 Year End Actual against end of year target <sup>8</sup> (A) v (B)
Sa1	Overall Crime									
Sa1i	BCS Crime Rates: Of which:	David Whitehouse, Police	Lower	Daily	28519	25150	25111	24724	23981	▲
Sa1ii	Number of Offences brought to justice as % of crime	David Whitehouse, Police	Higher	quarterly	10384	12535	12431	Year-end not available until end May	11000	N/A
Sa2	Re- Offending									
<b>Sa2i – Sa2iii</b>	<b>LPSA 2 TARGET See Section 2</b>									
Sa2iv	Young people entering Youth Justice System	Diane Johnson	Lower	annual	619	420 (800)	789	1009	575	▲
Sa2v	Recorded Conviction	Karen Bonham, LCJB	Low	Bi-annual	246	37	N/A	87	209	★
Sa2vi	Adult Offenders re-offending	Andy Wade, Probation	Higher	quarterly	61%	70%	71.14%	72.08% (to Feb 08)	63.5%	★

**SAFER COMMUNITIES**

**Block Lead: Andy Parker, Deputy Chief Constable, Warwickshire Police**

**Performance Lead: Julie Sullivan WCC**

Indicators					2006/07	2007/08				
					Baseline <sup>3</sup>	Qtr 2 Year End Forecast <sup>4</sup>	Qtr 3 Year End Forecast <sup>5</sup>	Current Performance		
Ref	Description	Lead officer	Aim <sup>1</sup>	Frequency <sup>2</sup>				Qtr 4 Year End Actual (A) <sup>6</sup>	End of Year Target <sup>7</sup> (B)	Qtr 4 Year End Actual against end of year target <sup>8</sup> (A) v (B)
Sa3	Domestic Violence									
Sa3i	Reported Incidents	Sue Ingram	Higher	Monthly	3945	7667	N/A	7665	4042	▲
Sa3ii	Charged, going to court and convicted	Sue Ingram	Higher	Monthly	250	287	N/A	420	263	★
Sa3iii	Repeat perpetrators – DV	Sue Ingram	Lower	Monthly	771	3324	N/A	N/A	732	N/A
Sa3iv	Young people living with domestic violence	Sue Ingram	Lower	Monthly	1200	1200	N/A	N/A	1140	N/A
Sa4	Fear of Crime									
Sa4i	Fear of Crime	Observatory	Lower	annual	50%	48%	54.5%	<b>54.5%</b>	48%	▲
Sa4ii	Victims who feel supported	Earl Chilton	Higher	annual	95%	97%	98%	97%	97%	●

**SAFER COMMUNITIES**
**Block Lead: Andy Parker, Deputy Chief Constable, Warwickshire Police**
**Performance Lead: Julie Sullivan WCC**

Indicators					2006/07	2007/08				
					Baseline <sup>3</sup>	Qtr 2 Year End Forecast <sup>4</sup>	Qtr 3 Year End Forecast <sup>5</sup>	Current Performance		
Ref	Description	Lead officer	Aim <sup>1</sup>	Frequency <sup>2</sup>				Qtr 4 Year End Actual (A) <sup>6</sup>	End of Year Target <sup>7</sup> (B)	Qtr 4 Year End Actual against end of year target <sup>8</sup> (A) v (B)
Sa4iii	Young people – victims of crime	Hugh Disley	Lower	quarterly	3408	3409	3213	3129	3338	★
Sa4iv	Older people – victims of crime	Nick Stephens	Lower	quarterly	2600	3359	3179	3233	2470	▲
Sa5	Hate Crime									
Sa5i	Race hate incidents reported	Arun Kang, WREP	Higher	quarterly	484	430	529	524	508	▲
Sa5ii	Repeat Perpetrators – hate crime	David Whitehouse	Lower	Annual	25	N/A	N/A	N/A	24	N/A
Sa6	Respect and ASB									
Sa6i	Feeling informed – ASB	CDRPs	Higher	annual	23%	N/A	22.3%	<b>22.3%</b>	24%	▲
Sa6ii	Parents taking responsibility for their children	Hugh Disley	Lower	annual	63%	N/A	60%	<b>60%</b>	62%	★
Sa6iii	Treating people with respect	Community Safety, WCC	Lower	annual	43%	N/A	44.8%	<b>44.8%</b>	42%	▲
Sa6iv	Perception of ASB	CDRPs	Lower	annual	22%	N/A	20.3%	<b>20.2%</b>	21%	★

**SAFER COMMUNITIES**

**Block Lead: Andy Parker, Deputy Chief Constable, Warwickshire Police**

**Performance Lead: Julie Sullivan WCC**

Indicators					2006/07	2007/08				
					Baseline <sup>3</sup>	Qtr 2 Year End Forecast <sup>4</sup>	Qtr 3 Year End Forecast <sup>5</sup>	Current Performance		
Ref	Description	Lead officer	Aim <sup>1</sup>	Frequency <sup>2</sup>				Qtr 4 Year End Actual (A) <sup>6</sup>	End of Year Target <sup>7</sup> (B)	Qtr 4 Year End Actual against end of year target <sup>8</sup> (A) v (B)
Sa7	Harm Caused by Alcohol									
Sa7i	Moderate and serious alcohol dependency	Kit Leck	Higher	annual	492	N/A	N/A	565(Q3 as Q4 not available)	615	
Sa7ii	Young People and adults drinking harmfully	Kit Leck	Higher	annual	1072	N/A	N/A	1713(Q3 as Q4 not available)	1600	
Sa7iii	Alcohol related violence	Kit Leck	Lower	quarterly	1897	3,100	3159	3157	1802	▲
Sa8	Harm Caused by Illegal Drugs									
S8i	Perceptions of local drug dealing and problems	Kit Leck	Lower	annual	39%	N/A	37.5%	37.4%	36.3%	▲
S8ii	People entering treatment	Kit Leck	Higher	quarterly	1150	1,400	1375	1211 (Q3 as Q4 not available)	1500	
Sa9	Domestic Fires									
Sa9i	Home fire risk assessments	Balbir Singh	Higher	monthly	3350	2269	3350	2445	3350	▲

Sa9ii -iv	LPSA 2 Target See Section 2										
Sa10	LPSA 2 Target See Section 2										

Section 2: LPSA 2 update (Quarter 4 2007/08)

LPSA 2 – Target 1		SAFER COMMUNITIES												
		Block Lead: Andy Parker, Deputy Chief Constable, Warwickshire Police Performance Lead: Julie Sullivan WCC												
Ref	Indicator	Aim	Performance summary								Reward Grant summary			
			Baseline perf. at start of LPSA2	Cumulative perf. to date	Forecast of Actual performance at end of LPSA2 period		Without LPSA 2		With LPSA 2		Potential Reward Grant	Forecast Reward grant based upon current performance (see A)		
					Qrt 3 2007/08	Qrt 4 2007/08 (A)	Target (B)	Status (A v B)	Target (C.)	Status (A v C)		% of potential reward grant	Value	
Sa 1	<b>Overall Crime Project Lead – David Whitehouse</b>											<b>£2,210,620</b>		
Sa 1i	Number of violent offences in Warwickshire recorded by Warwickshire Police	Low	6,400	6963	6895	6963	5941	▲	5811	▲	£795,824	0	0	
Sa 1ii	Number of burglary offences	Low	2,665	2378	2282	2378	2698	★	2524	★	£751,611	100%	£751,611	
Sa 1iii	Number of thefts of motor vehicles	Low	1,918	1574	1551	1574	1793	★	1668	★	£552,655	100%	£552,655	
Ss 1iv	Number of thefts from motor vehicles	Low	4,724	3663	3662	3663	4337	★	4235	★	£110,531	100%	£110,531	

LPSA 2 – Target 2			SAFER COMMUNITIES											
			Block Lead: Andy Parker, Deputy Chief Constable, Warwickshire Police Performance Lead: Julie Sullivan WCC											
Ref	Indicator		Aim	Performance summary								Reward Grant summary		
				Baseline perf. at start of LPSA2	Cumulative perf. to date	Forecast of Actual performance at end of LPSA2 period		Without LPSA 2		With LPSA 2		Potential Reward Grant	Forecast Reward grant based upon current performance (see A)	
						Qrt 3 2007/08	Qrt 4 2007/08 (A)	Target (B)	Status (A v B)	Target (C.)	Status (A v C)		% of potential reward grant	Value
<b>Sa2</b>	<b>Re-Offending</b>													
	<b>Project lead – Diane Johnson</b>											<b>£814,440</b>		
Sa2i	The % of Young People who re-offend within 12 months based on the cohort identified between Oct 1st to Dec 31st:	07/08	Low	40%	38%	Annual	38%	36.1%	▲	35%	▲	£232,697	0	0
Sa2ii		08/09	Low	40%		Annual		34.3%		33.3%		£232,697		
Sa 2iii	Increase the number of parents receiving targeted support from YOT		High	30	77	77	77	77	★	100	★	£232,697	100%	£232,697
	Increase parents satisfaction rate with this service		High	0%	100%	100%	100%	100%	★	80%	★			

Sa 2iv	Increase the number of victims participating in a restorative process	High	50 victims	100	100	100	100	★	75	★	£116,349	100%	£116,349
Sa2i	Increase victims satisfaction rate with this service	High	0%	100%	100%	90%	90%	★	85%	★			

LPSA 2 – Target 3		SAFER COMMUNITIES												
		Block Lead: Andy Parker, Deputy Chief Constable, Warwickshire Police Performance Lead: Julie Sullivan WCC												
Ref	Indicator	Aim	Performance summary								Reward Grant summary			
			Baseline perf. at start of LPSA2	Cumulative perf. to date	Forecast of Actual performance at end of LPSA2 period		Without LPSA 2		With LPSA 2		Potential Reward Grant	Forecast Reward grant based upon current performance (see A)		
					Qrt 3 2007/08	Qrt 4 2007/08 (A)	Target (B)	Status (A v B)	Target (C.)	Status (A v C)		% of potential reward grant	Value	
Sa 10	Road Casualties Project lead – Estyn Williams													
Sa 10i	Improve Road Safety BV99a (I) People killed or seriously injured	Low	562	397	407	397	458	★	426	★	£1,163,480	100%	£1,163,480	

LPSA 2 – Target 4		SAFER COMMUNITIES												
Block Lead: Andy Parker, Deputy Chief Constable, Warwickshire Police Performance Lead: Julie Sullivan WCC														
Ref	Indicator	Aim	Performance summary								Reward Grant summary			
			Baseline perf. at start of LPSA2	Cumulative perf. to date	Forecast of Actual performance at end of LPSA2 period		Without LPSA 2		With LPSA 2		Potential Reward Grant	Forecast Reward grant based upon current performance (see A)		
					Qrt 3 2007/08	Qrt 4 2007/08 (A)	Target (B)	Status (A v B)	Target (C.)	Status (A v C)		% of potential reward grant	Value	
Sa9	<b>Domestic Fires Project lead – Balbir Singh</b>											<b>£1,163,480</b>		<b>£1,146,034</b>
Sa9ii	To reduce the number of deliberate secondary fires occurring on grassland, in refuse containers, outdoor structures, derelict property/vehicle and international straw.	Low	1,542	1,509	1350	1,509	1502	▲	1132	▲	£349,046			
Sa9iii	To reduce the number of deliberate primary vehicle fires	Low	606	316	380	316	618	★	458	★	£465,394	100%	£465,394	
Sa 9iv	To reduce the number of deliberate primary property fires - including garages, sheds and caravans, buildings - including those under construction, deliberate non-domestic (commercial) property fires and deliberate fires	Low	213	162	129	162	190	★	170	★	£349,046	100%	£349,046	





### 3 Remedial Action Taken or Proposed for all 'Red' Indicators

<i>Indicator</i>	<i>Reason for Red Status</i>	<i>Remedial Action</i>	<b>By whom and by when</b>
Sa1i BCS crime rates	<p>There has been an 11.6% reduction in crime compared to last year but not enough to meet the overall 07/8 target</p> <p>There were 5,275 fewer victims of crime this year compared to 2007/8. Vehicle crime has reduced by 24.5 % and domestic burglary reduced by 16.6%.</p> <p>Violence has reduced by 2.7%; criminal damage has reduced by 10%. Of the mandatory 10 targets within the BCS basket of indicators, 6 are green. Reds are: theft from person; criminal damage; common assault and -woundings.</p> <p>Overall crime levels compare positively against most similar police force areas in the country</p>	<p>Partners have worked to reduce crime in the key target areas of violent and acquisitive crime.</p> <p>A violent crime strategy has been developed and a new county violent crime group is addressing the issue in 2008/9. There will be a focus on alcohol related violence.</p> <p>Work on acquisitive crime will continue into the new LAA, along with criminal damage</p>	<p>Police and community safety partners</p> <p>Ongoing</p>
Sa 2iii Increase the number of parents receiving targeted support from YOT	<p>The focus of activity during 2007/8 has been to work with agencies on increasing referrals into the prevention element of Parents Matter. Prevention referrals have improved in quality and appropriateness and this has been reflected through the quality of work achieved.</p> <p>Group work programmes are always a priority and were initiated during 2008.</p>	<p>2 parenting group work programmes started in quarter 4, focusing on short term parenting programmes.</p> <p>As we move into the 2nd full year of the service, we are more equipped to deliver the group work and individual one to one support and have clear guidelines around the nature and type of referrals required.</p> <p>We are working with partners e.g. Relate, Mental Health Services and Children's Service to ensure that the quality of service offered is very high and appropriate for the individuals/families needs.</p>	<p>YOS</p> <p>Ongoing.</p>
Sa2iv Young people entering Youth Justice System	<p>External issues have had a detrimental effect on first time entrant figures nationally.</p> <p>The police sanction detection rate target has meant that young people are</p>	<p>Proposals for alternative provision for minor offences are being put forward to reduce first time entrants, particularly in vulnerable categories eg looked after children, females and young people of mixed race parentage, which are currently over represented in the pre-court population.</p> <p>YOS Head of Service has raised the issue with the LCJB and alternative</p>	<p>YOS</p>

<i>Indicator</i>	<i>Reason for Red Status</i>	<i>Remedial Action</i>	<b>By whom and by when</b>
	receiving Reprimands and Final Warnings for minor crimes thus increasing the numbers entering the Youth Justice System at the lowest levels. This is a national problem and something YOS has been unable to halt over the past year or so.	disposals are to be considered. Due to the multi-agency nature of this work, new protocols are required, therefore it is anticipated that movement will be taking place during the new financial year.	
Sa4i Fear of crime	The annual user satisfaction survey has shown an increase in the fear of crime for the first time in 6 years. There would appear to be various different possibilities for this rise – connected to media stories and other factors	Analysis of the survey reports has been undertaken. It is now proposed to undertake further work with the community to ascertain the reasons for the increases. A communication strategy is being developed for community safety in 2008/9. Meanwhile we continue to publicise actions being taken to combat crime and to issue regular 'good news' stories from both CDRP's and the police. Targeted reassurance work, particularly with older people, continues.	WCC and community safety partners Ongoing
Sa4iv Older people as victims of crime	This is the first time that this data has been analysed by age to identify the number of older people and Q4 year end forecast is lower than Q2 and Q3. Data is now more accurate.	More emphasis has been placed on preventing older people from becoming victims by partners. Further targeted work is being developed and older people will remain a high priority in 08/9.	Police Ongoing
Sa6i Feeling informed about ASB	There is a slight decrease in number of people feeling informed about ASB in the annual survey.	Partners are working on dealing with ASB and processes and protocols have been developed to ensure that offenders are dealt with promptly and appropriately. As with the fear of crime indicator, further work needs to be undertaken to ascertain the reasons for the decrease	WCC Ongoing
Sa6iii Treating people with respect	Results from the annual survey show an increase in people who feel that people not treating each other with respect is a big problem However, over half of those surveyed thought that this was not a problem,	See Sa6i above	WCC and community safety partners Ongoing
Sa7iii Alcohol-related violence	Proactive reporting and improved recording of incidents by police has led to a huge increase in the number of	The LAA has ensured that there is now more accurate data on alcohol related violence	Police and DAAT Ongoing

<i>Indicator</i>	<i>Reason for Red Status</i>	<i>Remedial Action</i>	<b>By whom and by when</b>
	incidents recorded. Baseline information was difficult.	Campaigns and interventions on alcohol-related violence have taken place over the past year and will feature heavily in the coming year.	
S8i Perceptions of local drug dealing and misuse	The annual survey shows an increase in perceptions that this is a problem, although this is still lower than the baseline and 63% perceive that this is not a problem across the county,	See Sa6i above	WCC, Police and community safety partners Ongoing
Sa8ii people entering drug treatment	Difficulties with encouraging people to come forward in some areas of the county  The target has not been achieved but was based on an estimated number of problematic drug misusers in the county, which has since been revised downwards in-year by the National Treatment Agency.  However, we now have the highest number of people in treatment ever in Warwickshire.	The problem of engagement of people in treatment has been addressed by commissioners and providers eg by promoting service accessibility across the county through the Community Drug Teams and joint working with provider partners.  Services are being promoted especially in areas where take-up has been less than expected. Providers are now meeting monthly to address performance issues and ensure coherent approaches between the different services.	DAAT Ongoing
Sa9ii To reduce the number of deliberate secondary fires.	The incidence of deliberate secondary fires has declined this year and the LPSA2 target has only just been missed.	The Arson Reduction Officer is working from the Justice Centre in Nuneaton where he can liaise closely with other partnership organisations such as the Police to further reduce the incidence of arson. CFS is also working hard with target groups to highlight the arson issue and there are many targeted ongoing initiatives to reduce arson.  Home Fire Safety checks now include refuse audits. Crews continue to report following visual audits and to monitor 'red routes'.	Arson task force Ongoing
Sa9iv To reduce the number of deliberate primary property fires -	The overall number of primary fires has increased year on year and the target has not been achieved.  On analysis it appears that due to a change in the recording system at half year a proportion of incidents that would	See above.  The Area Risk Teams and the Fire Safety department are working with owners/occupiers of non domestic properties across the County to ensure that they have the necessary fire precautions within their premises.	Arson task force Ongoing

<i>Indicator</i>	<i>Reason for Red Status</i>	<i>Remedial Action</i>	<b>By whom and by when</b>
	have been classified as secondary fires are now classified as primary fires		
Sa3i Domestic violence- reported incidents	<p>An increase in the number of incidents reported was expected since there was a major effort to encourage victims to report and to seek help to get out of abusive relationships</p> <p>Accurate data on repeat perpetrators and young people living with domestic abuse has been difficult to obtain, so baselines and targets have been wide of the mark</p>	<p>The workload generated by a huge increase in reported incidents is putting considerable pressure on all agencies dealing with individuals and their children which will need to be addressed in the new LAA.</p> <p>However initiatives to encourage reporting will continue into 2008/9, commencing with a major publicity campaign in June 08.</p> <p>Data systems need to be developed across agencies. Police are investigating new systems nationally to produce more accurate and timely data</p>	WCC/Police Ongoing
Sa5i Race hate incidents reported	An increase in the number of incidents reported is to be expected when there is more encouragement to report and more encouragement to seek help.	A new system of reporting centres has been set up to encourage reporting of incidents of race hate	Police/WREP Ongoing

#### **Section 4: Good News Stories/Actions on Milestones**

## Safer Communities

<i>Ref</i>	<i>Indicator</i>	<i>Good News Story/Action on Milestone</i>
Sa2 vi	Reduction in the number of adult offenders reoffending	The successful termination measure has previously been used as a proxy measure for the reducing reoffending target. The data we have received in relation to reducing reoffending is classed as 'Experimental Statistics - Restricted'
Sa4ii	Victims who feel supported	The outcome has been met all through the year at a very high satisfaction level
Sa 10i	Improve Road Safety BV99a (I) People killed or seriously injured	<p>Part of the LPSA2 pump priming money has been used to establish 109 Out of school clubs over the past 12 months. Each has received a specially designed activity folder and monthly road safety resources. A survey of Out of school club leaders shows they have found the packs "useful and informative" and an "excellent resource"</p> <p>Research shows that excessive or inappropriate speed contributes to a significant proportion of road casualties. Part of the LPSA2 pump priming money has been used for ("SpeedAware") using temporary flashing signs to alert drivers to their speed.</p> <p>Initial monitoring showed that, at one SpeedAware site at the entrance to a village, more than 90% of vehicles were exceeding the 30 mph limit but dropped to just 9% with the signs. Further research into the effectiveness of, and customer satisfaction with, the scheme will be conducted, including detailed speed readings and a customer opinion survey.</p>
Sa2v	Recorded Convictions of PPOs	Year-end convictions show a 65% reduction in all offence groups, and an 75% reduction in LPSA2 priorities of burglary, theft of and from MV, and violence (including robbery). The scheme, and related posts funded through the LAA and LSPA2 have had a significant impact in focusing the work of statutory partners around the identified priority offenders, enhancing effective communication and focusing intervention work on those most motivated to change their behaviour. The LPSA2 PPO Intervention Fund has proved a valuable tool in engaging with PPOs and being able to reciprocate their commitment to change by providing help with housing, access to education and training or sport and leisure centres, or to finance additional drug testing, and motivational contact cards. A full range of good news case studies will be reported upon in the Annual Report due out May 08.
Sa3ii	Domestic violence- charged-going to court and convicted	There has been a substantial rise in the number of cases of domestic abuse going to court – from 250 to 420, with a rise of 50% since the specialist domestic abuse courts were set up last October. The Ministry of Justice have recently awarded accreditation to Warwickshire specialist domestic abuse courts, which recognises the courts and partner agencies as best practice across the country.